

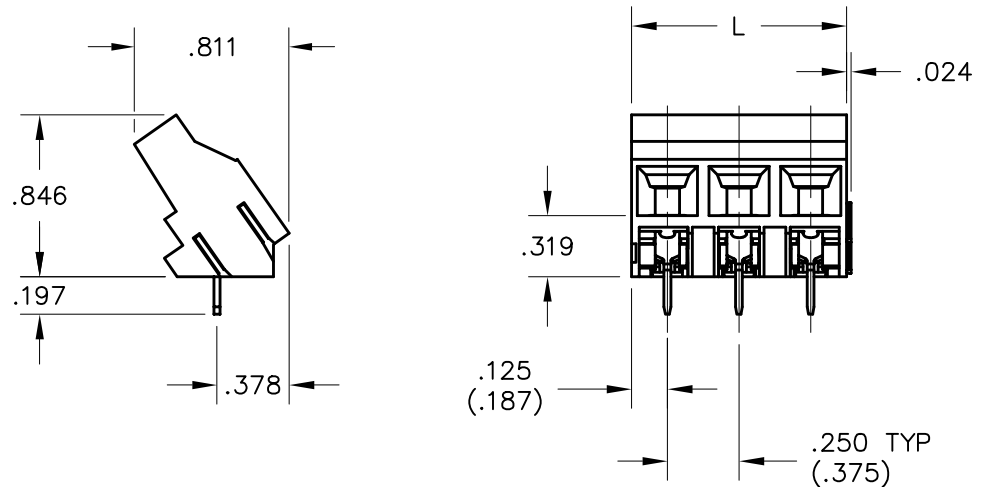
REV	ECN	APPD
-	4785	

L=PITCH X POSITIONS

NOTES:

1 PARTS GREATER THAN 3 POSITIONS ASSEMBLED WITH APPROPRIATE COMBINATIONS OF 2 AND 3 POSITION MODULES. (3 POSITION MODULE SHOWN)

2 9.52MM PITCH DIMENSIONS INDICATED IN PARENTHESES.



ESPMXXX30

1 NUMBER OF POSITIONS

2 PITCH:
1=.250[6.35MM]
2=.375[9.52 MM]

UL
RATINGS
CURRENT - 30A
VOLTAGE - 300V(600V)
U.L. FILE NO.

SA
RATINGS
CURRENT - 32A
VOLTAGE - 450V(600V)
CSA FILE NO.

DIN VDE 0627:1986
DIN VDE 0110-1:1989
EN 60947-1:1991
EN 60947-7-1:1992

CURRENT - 32A
VOLTAGE - 450V(750V)
TUV FILE NO.

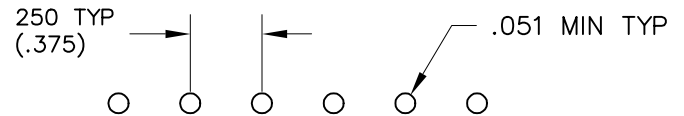
INSTALLATION RECOMMENDATIONS

WIRE RANGE: 10-24 AWG
WIRE STRIP LENGTH: .280-.310
TIGHTENING TORQUE: 7.1 LB-IN.

MATERIALS

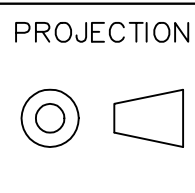
HOUSING: POLYAMIDE 6,6, COLOR: BLACK
CONTACT: COPPER ALLOY, TIN PLATED
SCREW / CAGE CLAMP: COPPER ALLOY, NICKEL PLATED

OPERATING TEMPERATURE RANGE: -40°C TO 110°C
RECOMMENDED PCB THICKNESS: .157" MAX



DIMENSIONS
ANSI Y14.5M
UNITS: INCHES
ACAD FILE

TOLERANCES
.XX ±.01
.XXX ±.005
ANGLES ±2°



SPECIFICATION DRAWING
ENGR
B. JAWORSKI 11/1/01



TITLE
ESPM TERMINAL BLOCK
ANGLED POWER BLOCK
.250/.375 PITCH

ORIGINAL STAMPED IN RED

THIS DOCUMENT CONTAINS PROPRIETARY INFORMATION WHICH IS THE CONFIDENTIAL PROPERTY OF PCD, INC. PEABODY, MA, USA

CHKD
APPD

SIZE A DWG NO. ESPM02130 REV -
CODE: 58982 SCALE: NONE SHEET 1 OF 1